






Caroline Haslett Primary School - Music

Unit 5 Music Style: Pop	Year 2	Friendship Song
<p>Knowledge – What I will know at the end of the unit.</p>	<p>Vocabulary</p>	
<p>Sing: Confidently know and sing five songs from memory. Play: Know the names of the notes in an instrumental part from memory or when written down. Improvise: Know everyone can improvise, and you can use one or two notes. Compose: Know that everyone can compose. Perform: Know that an audience can include your parents and friends.</p> 	<ul style="list-style-type: none"> • Audience – the people who listen to a performance. • Bass Guitar  • Composing – creating and developing musical ideas and ‘fixing’ them. • Drums  • Dynamics – how loudly or quietly the music is being played. • Glockenspiel  • Improvise – to make up a tune and play it on the spot. • Keyboard  • Melody – a group of notes played one after the other. • Performing – singing and playing instruments for others to hear. • Pitch – a musical dimension that describes the range of high and low sounds. • Pulse/beat – the heartbeat or steady beat of a song/piece of music. • Rhythm – a musical dimension that describes the combination of long and short sounds to make patterns. • Tempo – describes how fast or slowly the music is played. 	
<p>Activities</p>	<ul style="list-style-type: none"> • Find the pulse! <ul style="list-style-type: none"> ○ You can decide how to find the pulse! • Clapping Rhythms <ul style="list-style-type: none"> ○ Clap the rhythm of your name ○ Clap the rhythm of your favourite colour ○ Make up your own rhythms • Singing <ul style="list-style-type: none"> ○ In two-parts • Playing instruments <ul style="list-style-type: none"> ○ Use up to three notes – C or E and G. • Improvise <ul style="list-style-type: none"> ○ Use the notes C + D • Compose <ul style="list-style-type: none"> ○ A simple melody using simple rhythms, choosing from the notes C + D or C, D or E. • Perform <ul style="list-style-type: none"> ○ A class performance of the Friendship Song. 	

Skills

- **Sing:** Sing notes of different pitches (high and low).
- **Play:** Play a tuned instrumental part that matches your musical challenge, using one of the differentiated parts (a one-note, simple or medium part).
- **Improvise:** Take it in turns to improvise using one or two notes.
- **Compose:** Write down the notes of the composition and change if necessary.
- **Perform:** Record the performance and say how you were feeling about it.

Through the year, knowledge and skills are built on and practised to consolidate and improve.