




## Caroline Haslett Primary School

Art	Year 3	Prehistoric Art
<p><b>Knowledge</b></p> <p><b>Prehistoric art</b> The earliest art comes from the Palaeolithic era (Old Stone Age), but it was in the Neolithic era that we see the most important developments. Cave paintings show animals and rituals like hunting. Prehistoric artists used earth pigments (colour) and charcoal from the fire to draw with. The <b>Lascaux caves</b> in France have some of the most impressive famous cave paintings in the world.</p> <p><b>Judith Ann Braun</b> She is an American artist who creates large works of art using just her fingers dipped into charcoal dust. She often uses both hands at the same time to create works of symmetry.</p> <div style="text-align: center;">  <p><b>Charcoal print by Braun</b></p> </div>		<p><b>Vocabulary</b></p> <ul style="list-style-type: none"> <li>• <b>Prehistoric art</b> – refers to art made before there was a written record.</li> <li>• <b>Medium [media]</b> – the materials that are used to create a work of art e.g. oil paints, watercolours, charcoal, pastels.</li> <li>• <b>Charcoal</b> – an ancient drawing material that we still use today.</li> <li>• <b>Tonal value</b> – refers to how light or dark something is. The lower the tonal value, the darker the object. If an object is light, it appears to be closer, and if it is darker, it seems to be further away.</li> </ul> <div style="text-align: center;">  <p><b>Cave paintings</b></p> </div>
<p><b>Activities</b></p> <ul style="list-style-type: none"> <li>• Explore the work of Judith Ann Braun and experiment with charcoal techniques</li> <li>• Make 'cave hand prints' using charcoal</li> <li>• Create annotated observational drawings of fossils using different hardness of pencils showing line, tone and texture</li> <li>• Produce fossil block prints, with layers of two or more colours, using string on card and polystyrene tiles</li> <li>• Design and sculpt a fossil from clay using tools for precision</li> <li>• Design and create cave art using chalk pastels</li> </ul>		<div style="text-align: center;">  <p><b>The Cave of Hands Argentina</b></p> </div>
<p><b>Skills</b></p> <ul style="list-style-type: none"> <li>• Learn about the work of great artists in history</li> <li>• Improve mastery of art and design techniques (observational drawing, pencil, charcoal, pastels, printing, clay)</li> </ul>		