




## Caroline Haslett Primary School

Art	Year 4	Fruit and Vegetables
<b>Knowledge</b>		<b>Vocabulary</b>
<p><b>Carl Warner</b> A British artist and photographer famous for his photographs of landscapes made with food known as Foodscapes.</p> <p style="text-align: center;"><b>Celery Forest – Carl Warner</b></p>  <p><b>Caravaggio 1572-1610</b> An Italian artist whose paintings were often large scale and very realistic. He was the first artist to introduce the technique of tenebrism. He painted in the Baroque style.</p> <p style="text-align: center;"><b>Boy with Fruit - Caravaggio</b></p>  <p><b>Michael Brennand-Wood</b> A British textile artist who works in embroidery, pattern, lace and computerised patterns. He uses floral ideas.</p> <p style="text-align: center;"><b>Field of Centres – Brennand-Wood</b></p> 		<ul style="list-style-type: none"> <li>• <b>Chiaroscuro</b> – a method of shading which is used to give figures a sense of 3-D volume.</li> <li>• <b>Tenebrism</b> – is where an artist keeps some areas of a painting totally black allowing one or two areas to be strongly illuminated [lit] by comparison. It allows the artist to control 'the action' in the painting.</li> <li>• <b>Baroque</b> – a style of architecture, music, dance, sculpture, painting and other arts that flourished in Europe in the 17<sup>th</sup> and early 18<sup>th</sup> century.</li> <li>• <b>Textile artist</b> – an artist who works with felt, yarn, fabric, wool etc to produce artworks. Weaving and embroidery are types of textile art.</li> </ul>
<b>Activities</b>		
<ul style="list-style-type: none"> <li>• Use charcoal to create an observational drawing showing light and dark tones</li> <li>• Make a clay sculpture of a pepper using tools to mark and shape</li> <li>• Explore the work of the artist Carl Warner</li> <li>• Create an oil pastel observational drawing, selecting and blending appropriate colours</li> <li>• Explore the work of Caravaggio focusing on his use of light and dark to enhance movement and define his subject</li> <li>• Create a watercolour observational drawing, selecting and mixing colours appropriately</li> <li>• Experiment with different hand embroidery stitches</li> <li>• Design and embroider in the style of Michael Brennand-Wood combining different types of stitch for texture and visual effect</li> </ul>		
<b>Skills</b>		
<ul style="list-style-type: none"> <li>• Learn about the work of great artists in history</li> <li>• Improve mastery of art and design techniques (observational drawing, charcoal, pastels, colour blending and mixing, embroidery and sewing techniques, texture)</li> </ul>		