





Caroline Haslett Primary School - French

Topic: Places in town	Year 6 Autumn 2	Locality
<p>Knowledge</p> <ul style="list-style-type: none"> • Hold basic greetings conversation • Know the colours, days of the week and months of the year. • Knows numbers 1-20 • Can count to 100 in 10s • Should be able to write simple sentences from memory containing 10 words. • Can tell the time to the hour, quarter to and quarter past. • Knows names of school subjects and place names in school • Can introduce a place in school 	<p>Vocabulaire:</p> <p>Voici - here is Il y a – there is Notre ville a - our town has</p> <p>Places in town:</p> <p>le/un supermarché - The /a supermarket</p>  <p>la/une boulangerie - The / a bakery</p> <p>la/une pâtisserie - The/a cake shop</p>  <p>la/une boucherie - The/a butcher's</p> <p>la/une poissonnerie - The/a fishmonger's</p>  <p>l'/une épicerie - The/a grocery store</p> <p>la/une bibliothèque - The/a library</p>  <p>mais - but et - and quelquefois - sometimes parce que - because</p> <p>Useful daily phrases/words:</p> <ul style="list-style-type: none"> • Montrez-moi - show me • Dépêche-toi!/ vite - hurry up! • Bravo! - well done 	
<p>Activities</p> <ul style="list-style-type: none"> • Match new vocabulary to written word • Use translation dictionary to add to list of places in MK (stadium, lakes, ice ring, parks, shopping centre, bowling alley etc) • Build simple sentences using given structure: À Milton Keynes, il y a un/une., Nous avons... • Extend idea using simple conjunctions (mais, et, parce que) and size (grand/e, petit/e) • Create a simple leaflet/poster to promote MK 		
<p>Skills</p> <ul style="list-style-type: none"> • To demonstrate a growing vocabulary • To write imaginatively • To speak confidently • Use a translation dictionary 		